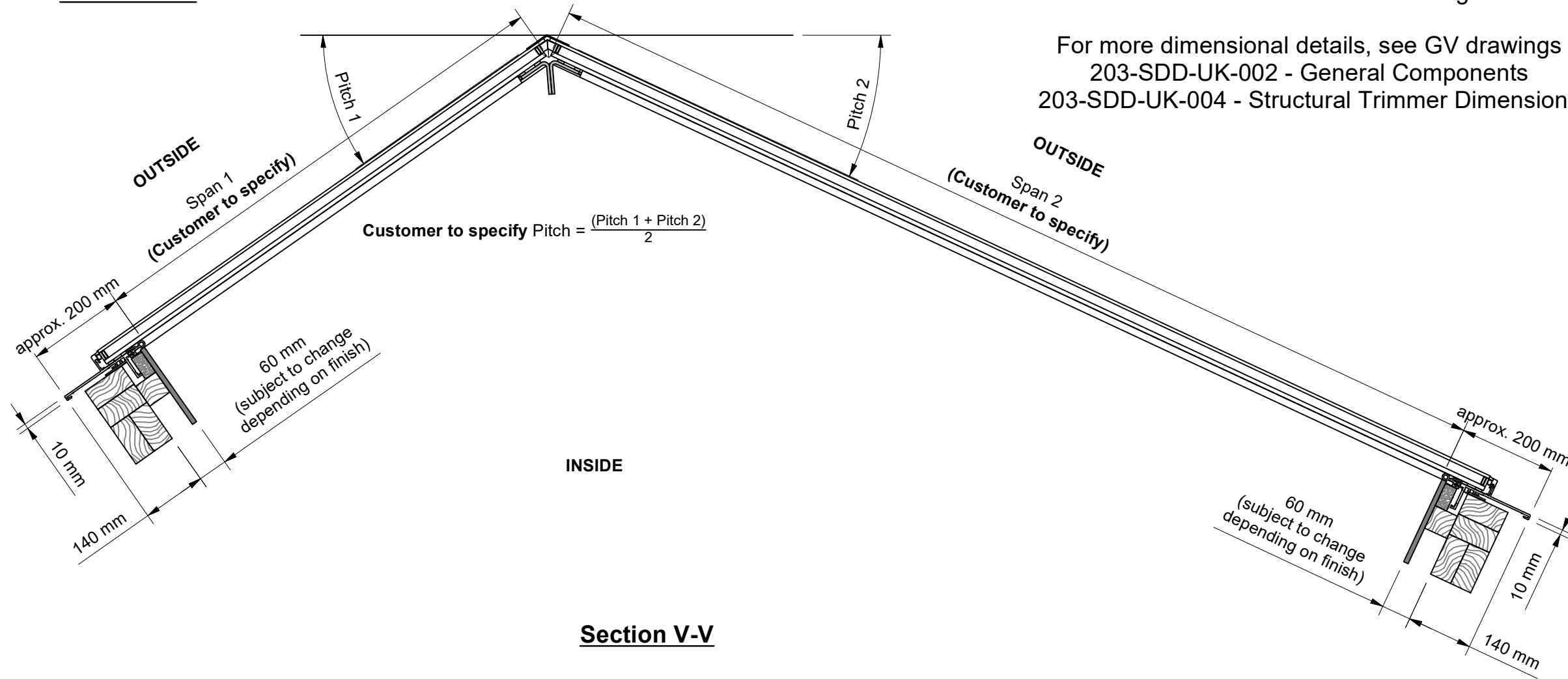


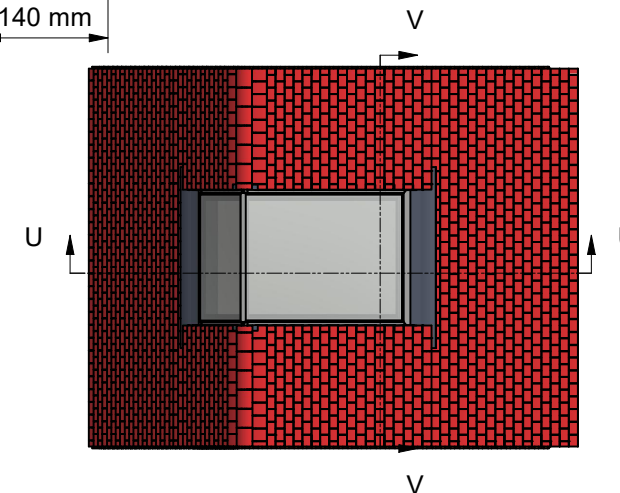
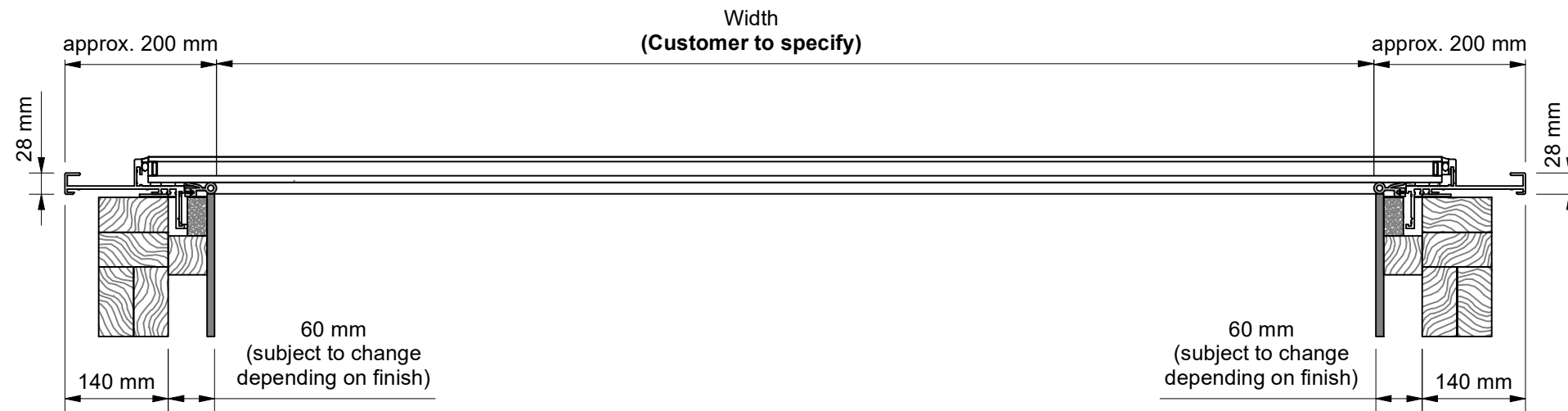
Section U-U



For general arrangements, see GV drawing
203-SDD-UK-001 - General Arrangement

For more dimensional details, see GV drawings
203-SDD-UK-002 - General Components
203-SDD-UK-004 - Structural Trimmer Dimensions

Section V-V



IT IS GLAZING VISION'S POLICY TO CONTINUOUSLY DEVELOP AND IMPROVE OUR PRODUCTS. WE THEREFORE RESERVE THE RIGHT TO MODIFY OR CHANGE THE DETAIL DESIGN AT OUR DISCRETION AND WITHOUT PRIOR NOTICE.

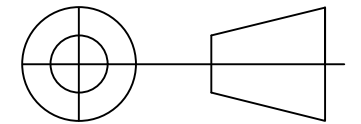
THIS DRAWING IS COPYRIGHT AND THE SOLE PROPERTY OF GLAZING VISION LTD. THE DESIGNS / INFORMATION IT CONTAINS ARE PRIVATE AND CONFIDENTIAL. IT MUST NOT BE COPIED, EXHIBITED OR COMMUNICATED TO THIRD PARTIES FOR ANY PURPOSE OTHER THAN THAT FOR WHICH IT WAS ISSUED WITHOUT THE WRITTEN PERMISSION OF GLAZING VISION LTD.

ALL DIMENSIONS IN "mm" UNLESS OTHERWISE STATED

UPSTAND TO BE CONSTRUCTED TO WITHIN ± 10 mm ON STRAIGHT & ± 12 mm ON DIAGONAL DESIGNED SIZES. WEATHERING BY OTHERS.

THIS IS A STANDARD DRAWING. THE UNIT PURCHASED MAY VARY. THIS DRAWING DOES NOT INDICATE ACCURATE DIMENSIONS FOR ANY EXISTING STRUCTURAL COMPONENTS OR PRODUCTS.

DO NOT USE THIS DRAWING FOR ANY SITE LAYOUTS. ON-SITE PERSONNEL ARE RESPONSIBLE TO CONFIRM DRAWINGS VS SPECIFIC SITE CONDITIONS.



THIRD ANGLE PROJECTION UNLESS OTHERWISE STATED.

ESTIMATED WEIGHT	N/A	SCALE	N/A
------------------	-----	-------	-----

REVISION	DESCRIPTION	NAME/DATE
-	Initial Release	RJ 11/Jul/2022
A	Wording update	RJ 18 Jul 22

PROJECT Pitchridge	
TITLE / DESCRIPTION General Arrangement Drawing General Dimensions	CHECKED 1

DRAWING NO. 203-SDD-UK-003	SHEET 1 OF 1
-------------------------------	-----------------