
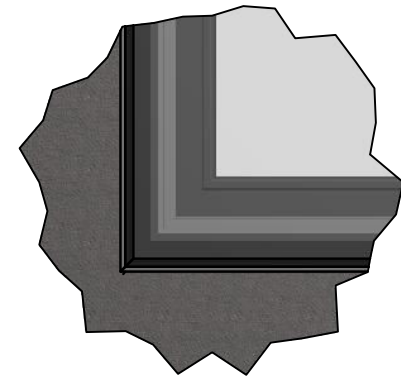
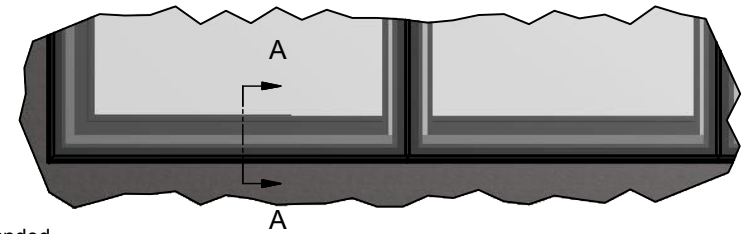
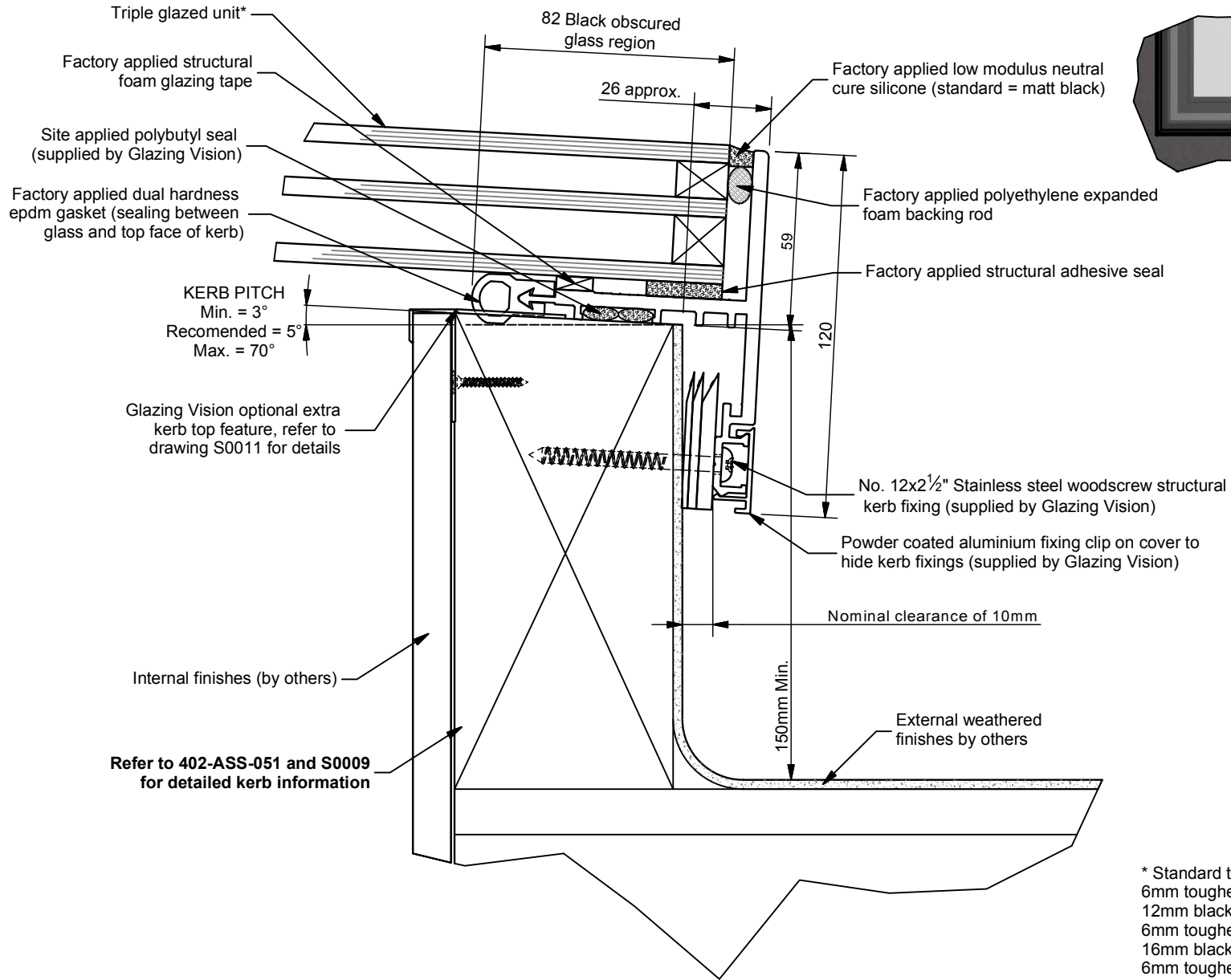


Section A-A (Scale 1 : 2)



* Standard triple glazed unit:
 6mm toughened outer
 12mm black silicone sealed argon filled outer cavity with warm edge spacer
 6mm toughened low E centre pane
 16mm black silicone sealed argon filled outer cavity with warm edge spacer
 6mm toughened soft coat low E inner

GLAZING VISION
 Saw Mills Road
 Diss
 Norfolk
 IP22 4RG
 Tel: +44 (0)333 8000 881
 Fax: +44 (0)333 8000 882
 Email: sales@glazingvision.co.uk
 Website: www.glazingvision.co.uk

IT IS GLAZING VISION'S POLICY TO CONTINUOUSLY DEVELOP AND IMPROVE OUR PRODUCTS. WE THEREFORE RESERVE THE RIGHT TO MODIFY OR CHANGE THE DETAIL DESIGN AT OUR DISCRETION AND WITHOUT PRIOR NOTICE. THIS DRAWING IS COPYRIGHT AND THE SOLE PROPERTY OF GLAZING VISION LTD. THE DESIGNS/INFORMATION IT CONTAINS ARE PRIVATE AND CONFIDENTIAL. IT MUST NOT BE COPIED, EXHIBITED OR COMMUNICATED TO THIRD PARTIES FOR ANY PURPOSE OTHER THAN THAT FOR WHICH IT WAS ISSUED WITHOUT THE WRITTEN PERMISSION OF GLAZING VISION LTD.

Third angle projection unless otherwise noted.
 Tolerances:
 Whole numbers = ±1mm
 One decimal place = ±0.5mm
 Two decimal places = ±0.2mm
 Angular = ±0.5 degree
IF IN DOUBT - ASK! DO NOT SCALE
Supplier to deburr & remove sharp corners

Rev	Revision Description	Drawn/Date
I	Amended TGU description	JamesB 02.01.13
J	Dimension added, boarder updated	HL 07.11.16

Product: 402-Flushglaze		Checked By: JWL
Description: Triple glaze Flushglaze kerb mount detail		
Materials: See Above		Check Date: 07.11.16
Finish: Std=RAL7015 Grey, Matt	Drawn By: ST	
Weight: N/A	Drawn Date: 24/04/2007	
Quantity: N/A	Drawing No: 402-ASS-024	
Scale: 1:2 @ A4		