

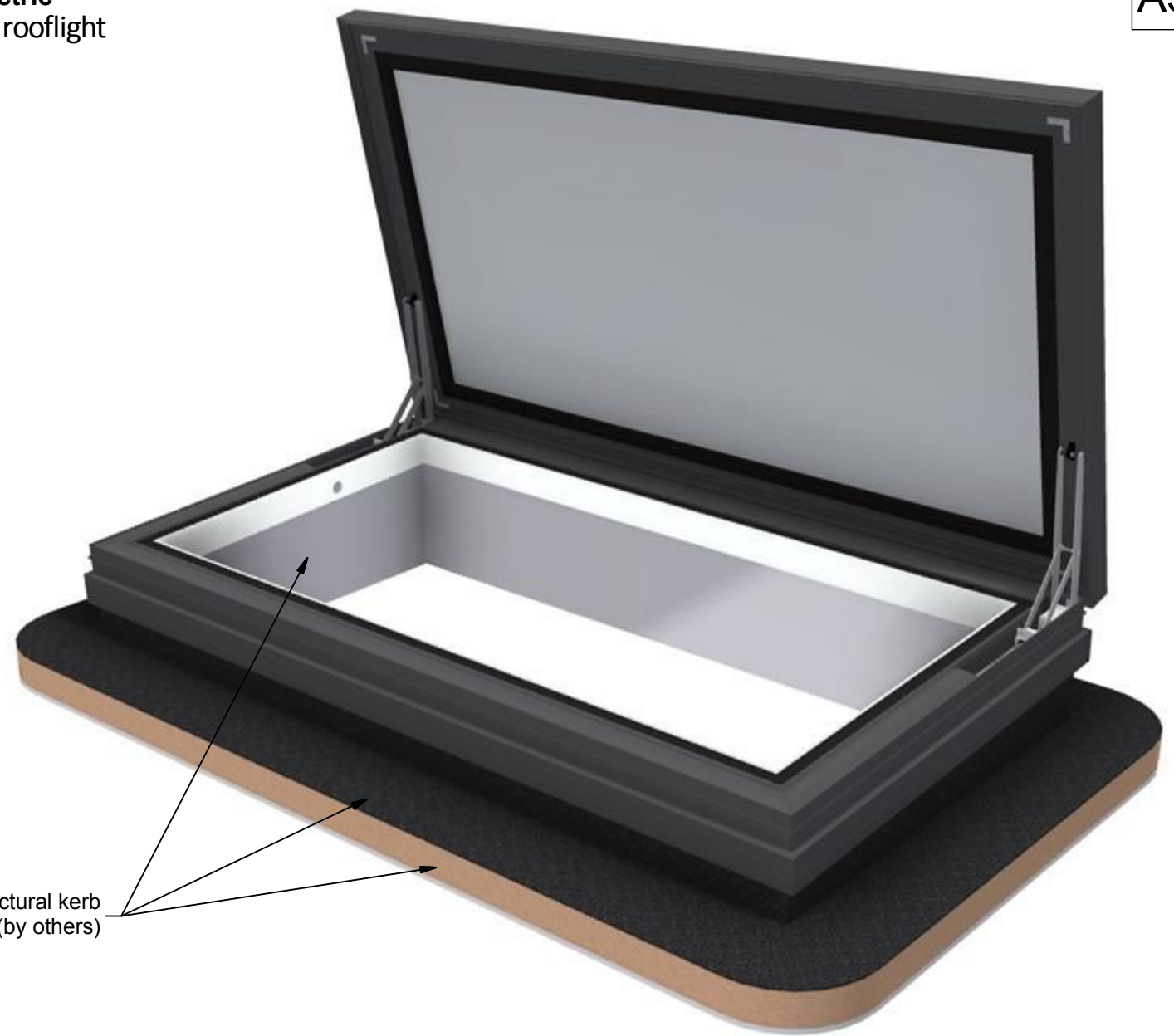
**GV Standard Skyhatch Electric**  
Electronically-controlled hinged rooflight



Unit can be opened fully for access or various angles for ventilation as required

Hinge should always be at the top of the fall


Intelligent electronic control system concealed within framework



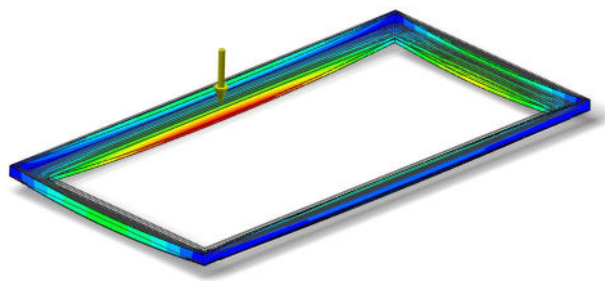

Fully-weathered structural kerb and internal finishes (by others)

Mechanism detail view

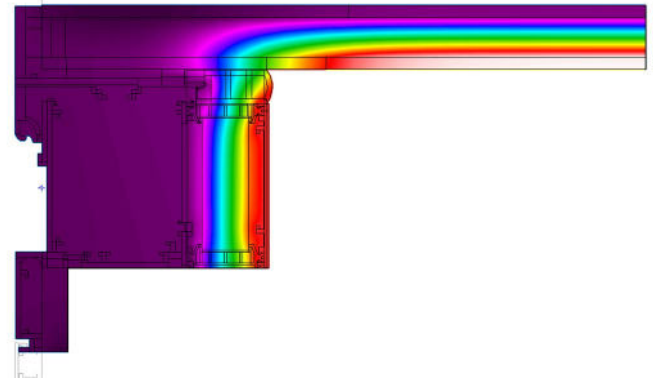
Concealed electro-mechanical opening mechanism. Side-mounted synchronised pair allow unobstructed views through the leading edge as well as security for the lid



FEA MODELLED FOR STRUCTURAL INTEGRITY



THERMALLY-MODELLED FOR INDUSTRY LEADING EFFICIENCY



**REQUIRES WEATHERED KERB (NOT SUPPLIED)**  
REFER TO DRAWING: 407-ASS-402

Rev	Revision Description	Drawn/Date
-	Initial release	JWL 28.09.15

<b>Product:</b> 407 - GV Standard Skyhatch Electric		<b>Checked By:</b> GH
<b>Description:</b> General arrangement details		
<b>Materials:</b> N/A	<b>Drawn By:</b> JWL	<b>Check Date:</b> 28.09.15
<b>Finish:</b> N/A	<b>Drawn Date:</b> 28.09.15	
<b>Weight:</b>	<b>Drawing No:</b> 407-ASS-001	
<b>Quantity:</b> N/A		
<b>Scale:</b> N/A		