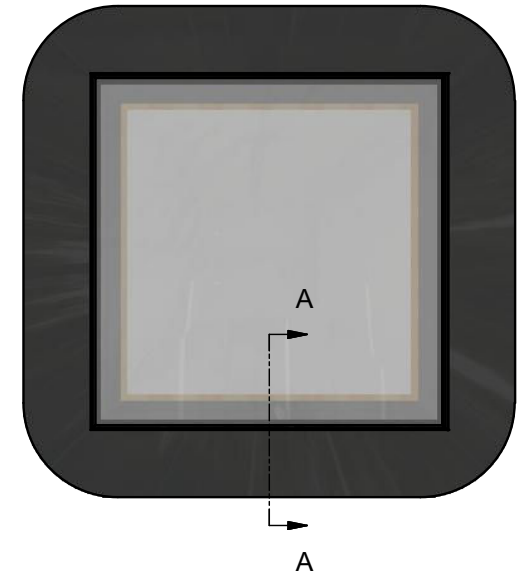
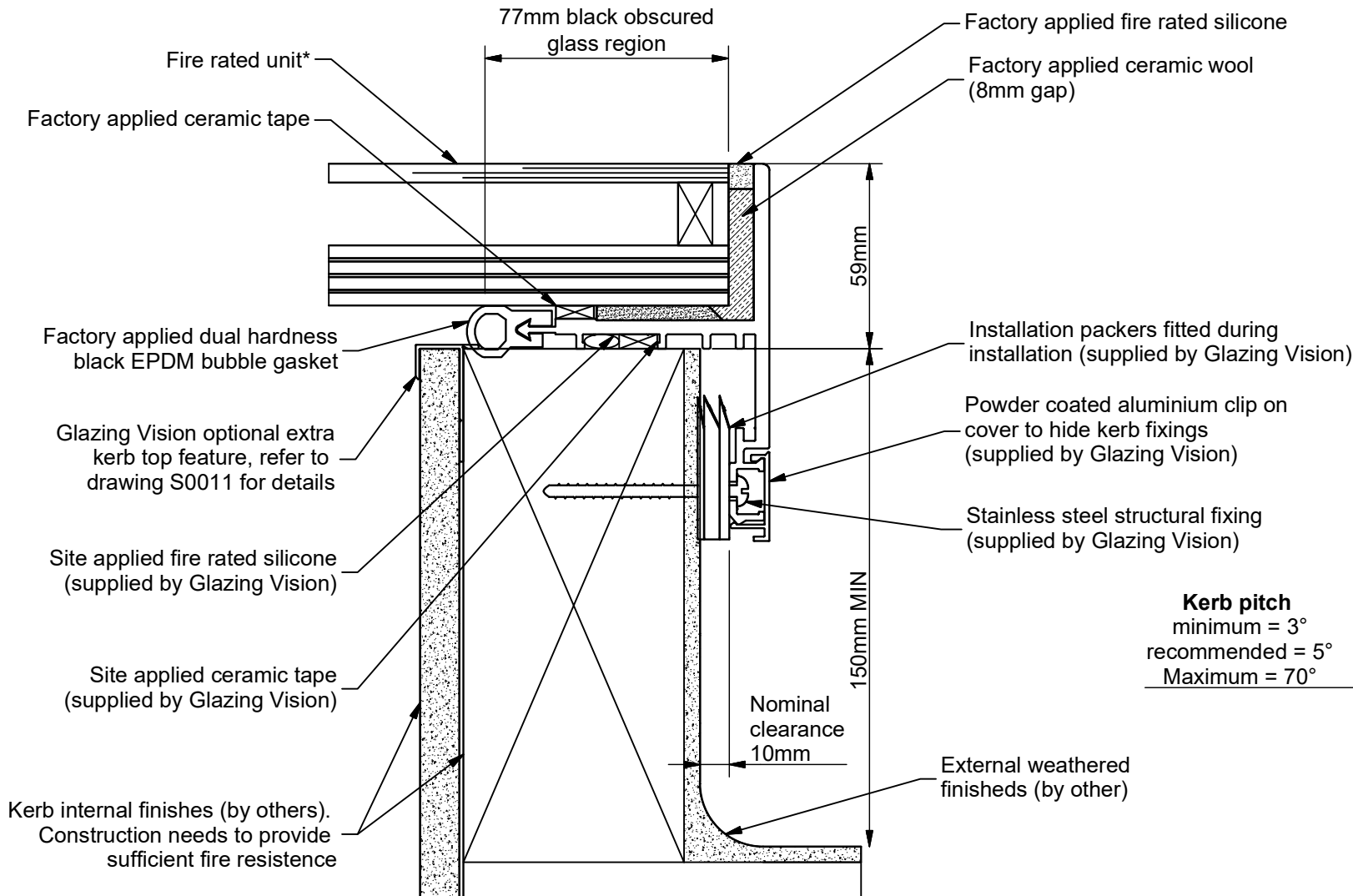



Section A-A
(Scale 1 : 2)



Kerb pitch
minimum = 3°
recommended = 5°
Maximum = 70°



* Varies depending on glass specification.

GLAZING VISION
Saw Mills Road
Diss
Norfolk
IP22 4RG
Tel: +44 (0)333 8000 881
Fax: +44 (0)333 8000 882
Email: sales@glazingvision.co.uk
Website: www.glazingvision.co.uk

IT IS GLAZING VISION'S POLICY TO CONTINUOUSLY DEVELOP AND IMPROVE OUR PRODUCTS. WE THEREFORE RESERVE THE RIGHT TO MODIFY OR CHANGE THE DETAIL DESIGN AT OUR DISCRETION AND WITHOUT PRIOR NOTICE. THIS DRAWING IS COPYRIGHT AND THE SOLE PROPERTY OF GLAZING VISION LTD. THE DESIGNS/INFORMATION IT CONTAINS ARE PRIVATE AND CONFIDENTIAL. IT MUST NOT BE COPIED, EXHIBITED OR COMMUNICATED TO THIRD PARTIES FOR ANY PURPOSE OTHER THAN THAT FOR WHICH IT WAS ISSUED WITHOUT THE WRITTEN PERMISSION OF GLAZING VISION LTD.

Third angle projection unless otherwise noted.
Tolerances:
Whole numbers = ±1mm
One decimal place = ±0.5mm
Two decimal places = ±0.2mm
All angles 90±0.5 degrees unless specified
IF IN DOUBT - ASK! DO NOT SCALE
Supplier to deburr & remove sharp corners

Rev	Revision Description	Drawn/Date
J	Double glazed fired unit comprising note removed	HTT 04.10.19
I	Corrected drawing description to fire rated FG, kerb top trim cut back to gasket, updated border, added black to gasket description	JamesB 22.01.14

Product: 402 - GV Standard Flushglaze		Checked By: HL
Description: Fire rated Flushglaze kerb mount detail		
Materials: See above		Check Date: 04.10.19
Finish: Std = RAL7015 Grey, Matt	Drawn By: JamesB	
Weight: N/A	Drawn Date: 15.01.13	
Quantity: N/A	Drawing No: 402-ASS-023	
Scale: 1:2 @ A4		