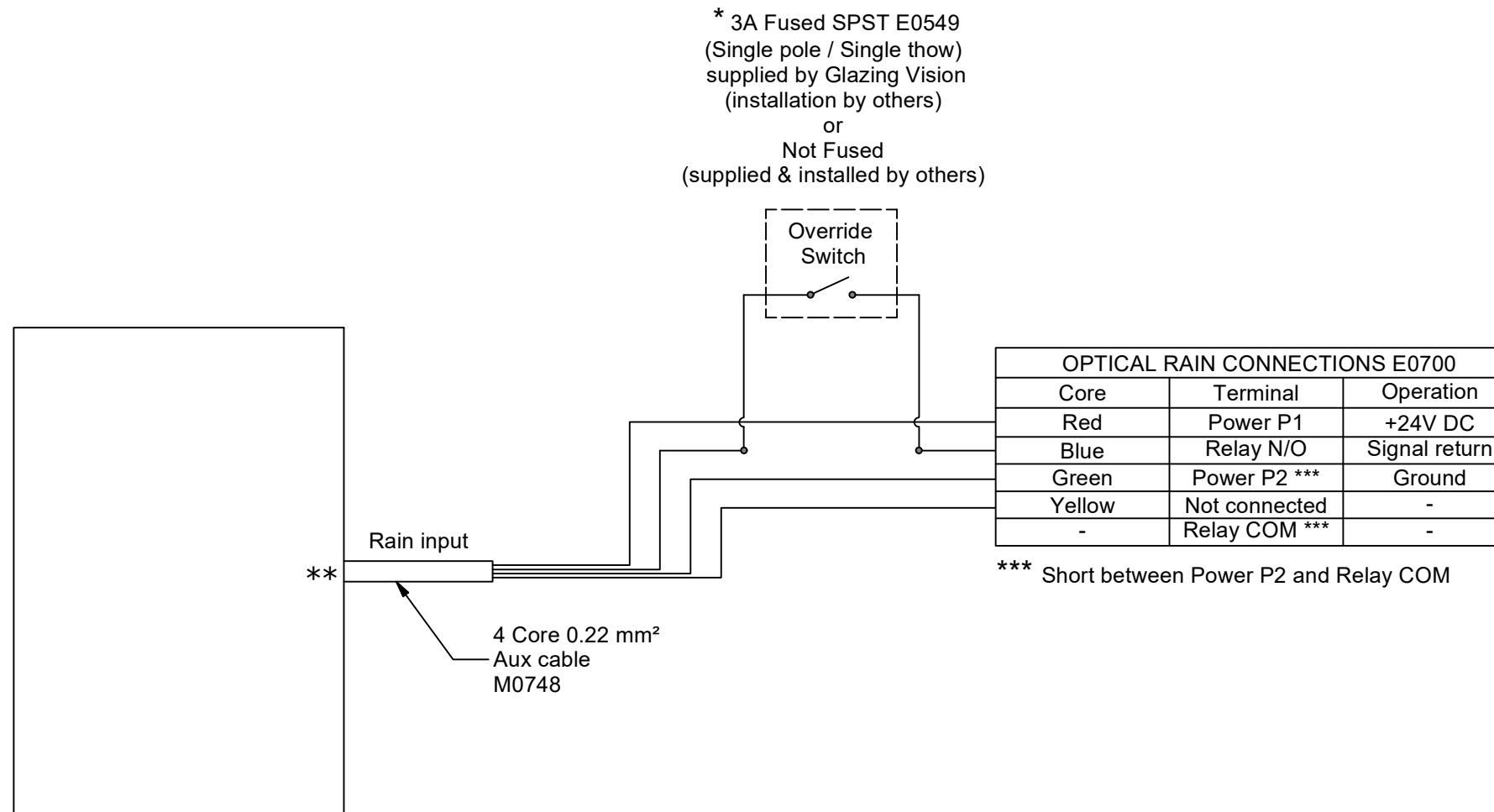


Optical Rain Sensor with Rain Sensor Override Connection

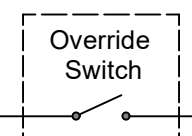
This is a fixed installation using Glazing Vision's supplied optical rain sensor. All connections should be carried out by a competent person.

All cables supplied at 2 m, extendable to 10 m with appropriate cable.

All optional items must be specified at time of order.



* 3A Fused SPST E0549
(Single pole / Single throw)
supplied by Glazing Vision
(installation by others)
or
Not Fused
(supplied & installed by others)



** Cables exit from the underside of the product. See the upstand drawing for the exact exit position.

4 Core 0.22 mm²
Aux cable
M0748

* The SPST switch is connected in series with the signal core (blue) of the M0748 (4 way control) cable.
Rain sensor override, switch contact open
Rain sensor active, switch contact closed

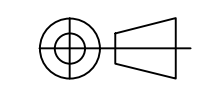
** Cables exit from the underside of the product. See the upstand drawing for the exact exit position.

IT IS GLAZING VISION'S POLICY TO CONTINUOUSLY DEVELOP AND IMPROVE OUR PRODUCTS. WE THEREFORE RESERVE THE RIGHT TO MODIFY OR CHANGE THE DETAIL DESIGN AT OUR DISCRETION AND WITHOUT PRIOR NOTICE.

THIS DRAWING IS COPYRIGHT AND THE SOLE PROPERTY OF GLAZING VISION LTD. THE DESIGNS / INFORMATION IT CONTAINS ARE PRIVATE AND CONFIDENTIAL. IT MUST NOT BE COPIED, EXHIBITED OR COMMUNICATED TO THIRD PARTIES FOR ANY PURPOSE OTHER THAN THAT FOR WHICH IT WAS ISSUED WITHOUT THE WRITTEN PERMISSION OF GLAZING VISION LTD.

ALL DIMENSIONS IN mm UNLESS OTHERWISE STATED

UPSTAND TO BE CONSTRUCTED TO WITHIN ± 10 mm ON STRAIGHT & ± 12 mm ON DIAGONAL DESIGNED SIZES. WEATHERING BY OTHERS.



Third angle projection unless otherwise stated

THIS IS A STANDARD DRAWING. THE UNIT PURCHASED MAY VARY. THIS DRAWING DOES NOT INDICATE ACCURATE DIMENSIONS FOR ANY EXISTING STRUCTURAL COMPONENTS OR PRODUCTS.

DO NOT USE THIS DRAWING FOR ANY SITE LAYOUTS. ON-SITE PERSONNEL ARE RESPONSIBLE TO CONFIRM DRAWINGS VS SPECIFIC SITE CONDITIONS.

ESTIMATED WEIGHT N/A	SCALE Not to scale <small>(UNLESS OTHERWISE STATED)</small>
-------------------------	---

REVISION	DESCRIPTION	NAME/DATE
-	Initial Release	HL 09/Dec/2020
A	Hinge product representation removed	RJ 16 Jan 2023

PROJECT
Universal Controller MA0106 Wiring Diagrams

TITLE / DESCRIPTION Optical Rain Sensor with Rain Sensor Override Connection	CHECKED
---	---------

DRAWING NO. 100-SDD-UK-009	SHEET 1 OF 1
-------------------------------	-----------------