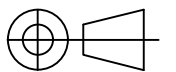


IT IS GLAZING VISION'S POLICY TO CONTINUOUSLY DEVELOP AND IMPROVE OUR PRODUCTS. WE THEREFORE RESERVE THE RIGHT TO MODIFY OR CHANGE THE DETAIL DESIGN AT OUR DISCRETION AND WITHOUT PRIOR NOTICE.

THIS DRAWING IS COPYRIGHT AND THE SOLE PROPERTY OF GLAZING VISION LTD. THE DESIGNS / INFORMATION IT CONTAINS ARE PRIVATE AND CONFIDENTIAL. IT MUST NOT BE COPIED, EXHIBITED OR COMMUNICATED TO THIRD PARTIES FOR ANY PURPOSE OTHER THAN THAT FOR WHICH IT WAS ISSUED WITHOUT THE WRITTEN PERMISSION OF GLAZING VISION LTD.

ALL DIMENSIONS IN mm UNLESS OTHERWISE STATED

UPSTAND TO BE CONSTRUCTED TO WITHIN  $\pm 10$  mm ON STRAIGHT &  $\pm 12$  mm ON DIAGONAL DESIGNED SIZES. WEATHERING BY OTHERS.

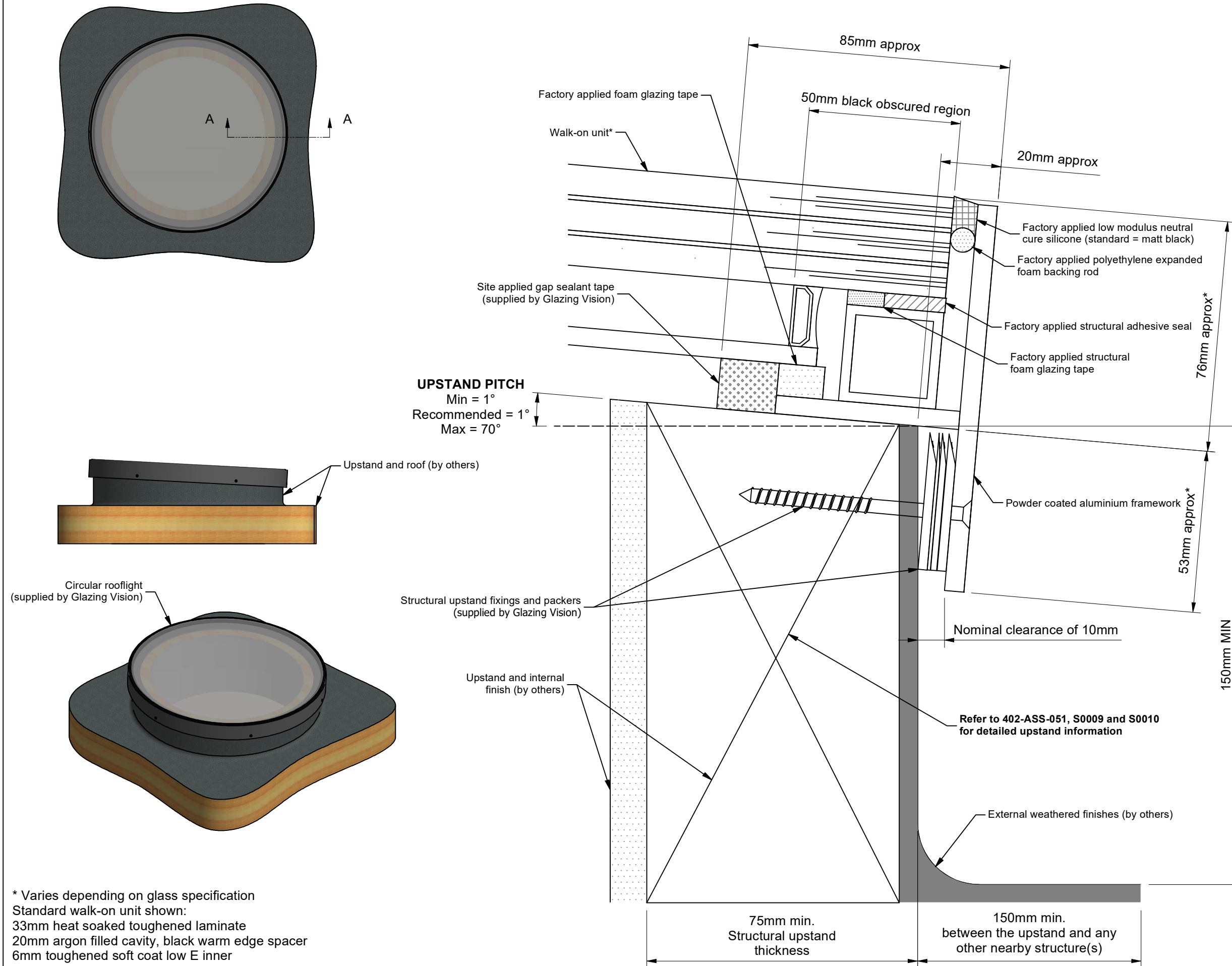


Third angle projection unless otherwise stated

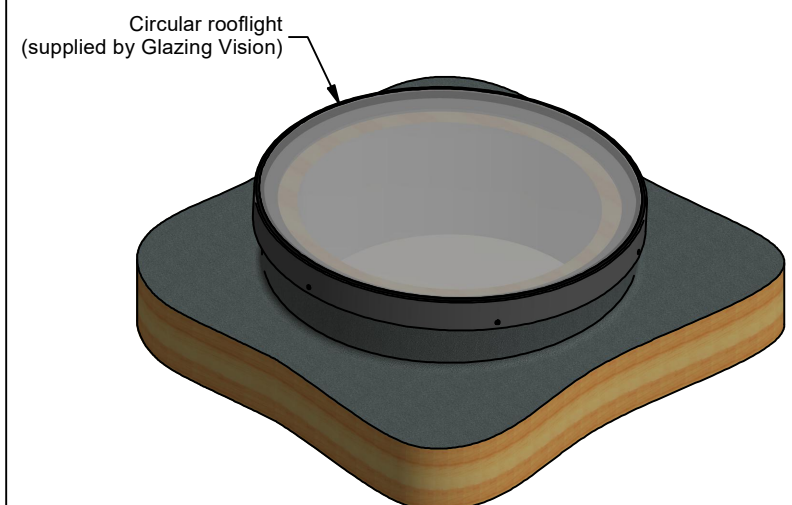
THIS IS A STANDARD DRAWING. THE UNIT PURCHASED MAY VARY. THIS DRAWING DOES NOT INDICATE ACCURATE DIMENSIONS FOR ANY EXISTING STRUCTURAL COMPONENTS OR PRODUCTS.

DO NOT USE THIS DRAWING FOR ANY SITE LAYOUTS. ON-SITE PERSONNEL ARE RESPONSIBLE TO CONFIRM DRAWINGS VS SPECIFIC SITE CONDITIONS.

**Section A-A**



**UPSTAND PITCH**  
 Min = 1°  
 Recommended = 1°  
 Max = 70°



\* Varies depending on glass specification  
 Standard walk-on unit shown:  
 33mm heat soaked toughened laminate  
 20mm argon filled cavity, black warm edge spacer  
 6mm toughened soft coat low E inner

ESTIMATED WEIGHT	SCALE
------------------	-------

(UNLESS OTHERWISE STATED)

REVISION	DESCRIPTION	NAME/DATE
-	Initial Release (Supersedes 402-ASS-053)	SS 19/Jan/2024

PROJECT  
 402 - GV Standard Flushglaze

TITLE / DESCRIPTION  
 Circular Walk-on Flushglaze upstand detail

DRAWING NO.  
 402-SDD-UK-053

CHECKED BY  
 SHEET  
 1 OF 1