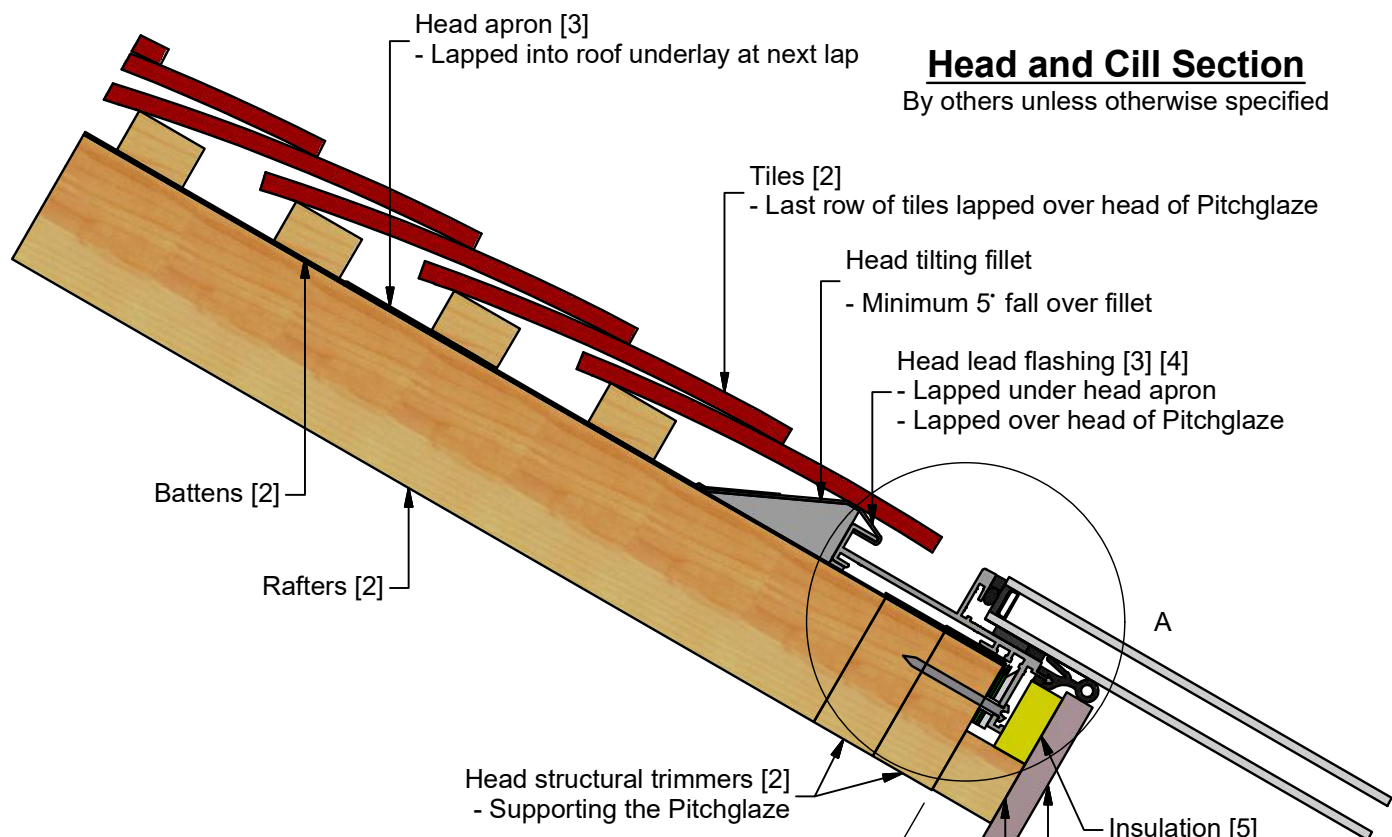


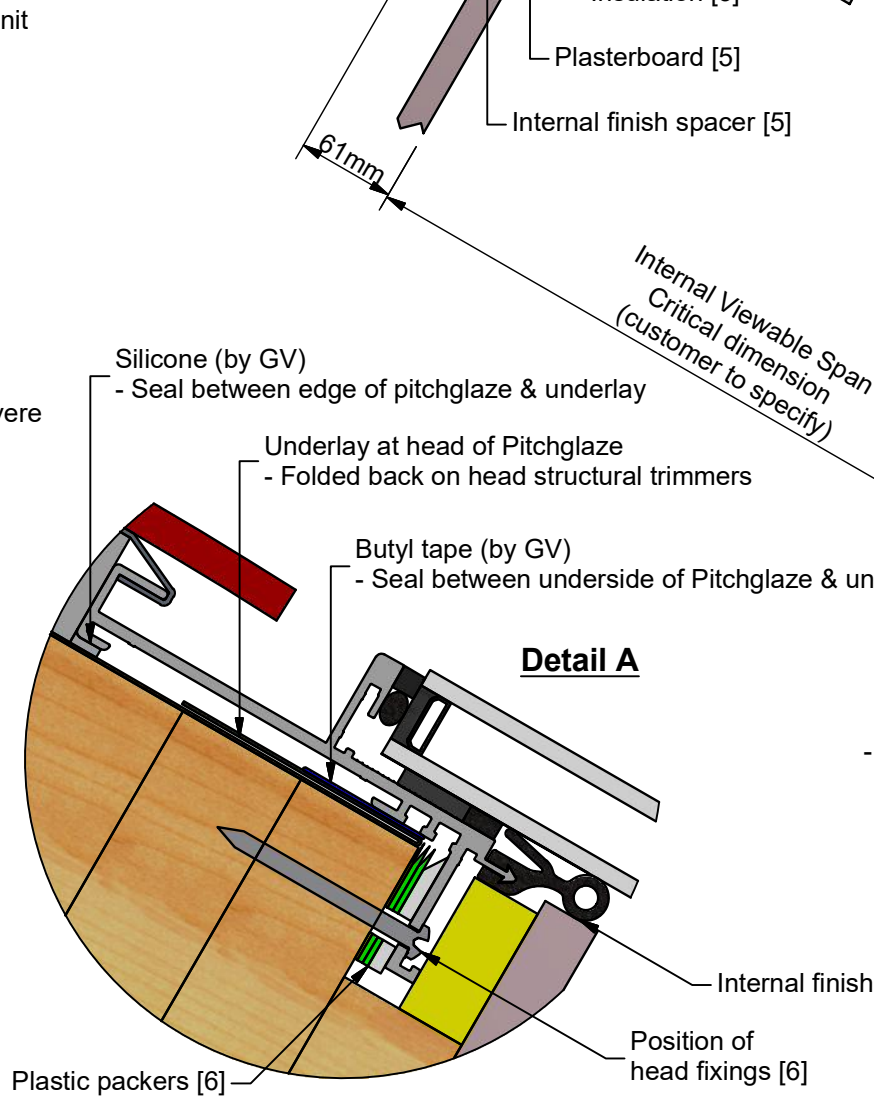
Head and Cill Section

By others unless otherwise specified



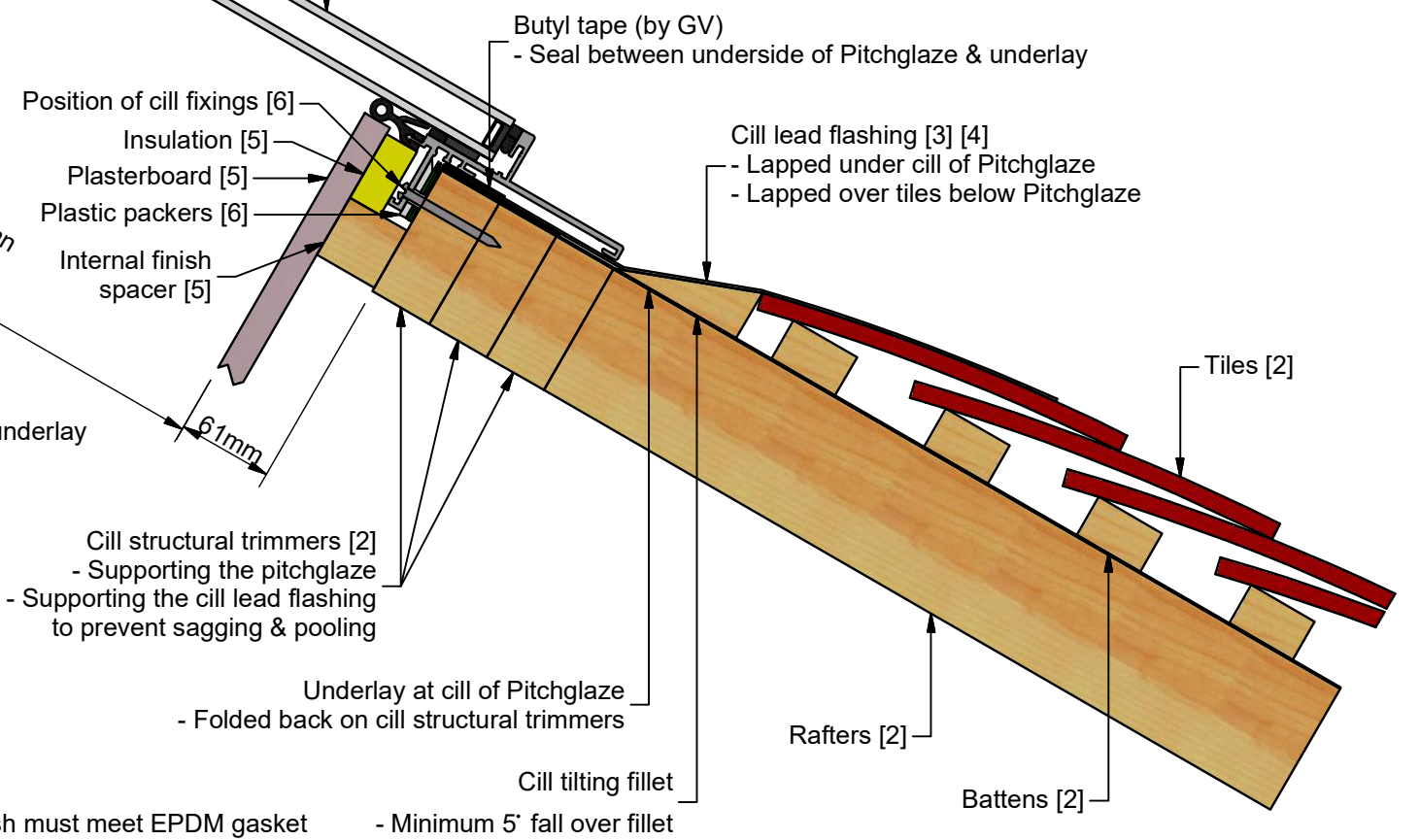
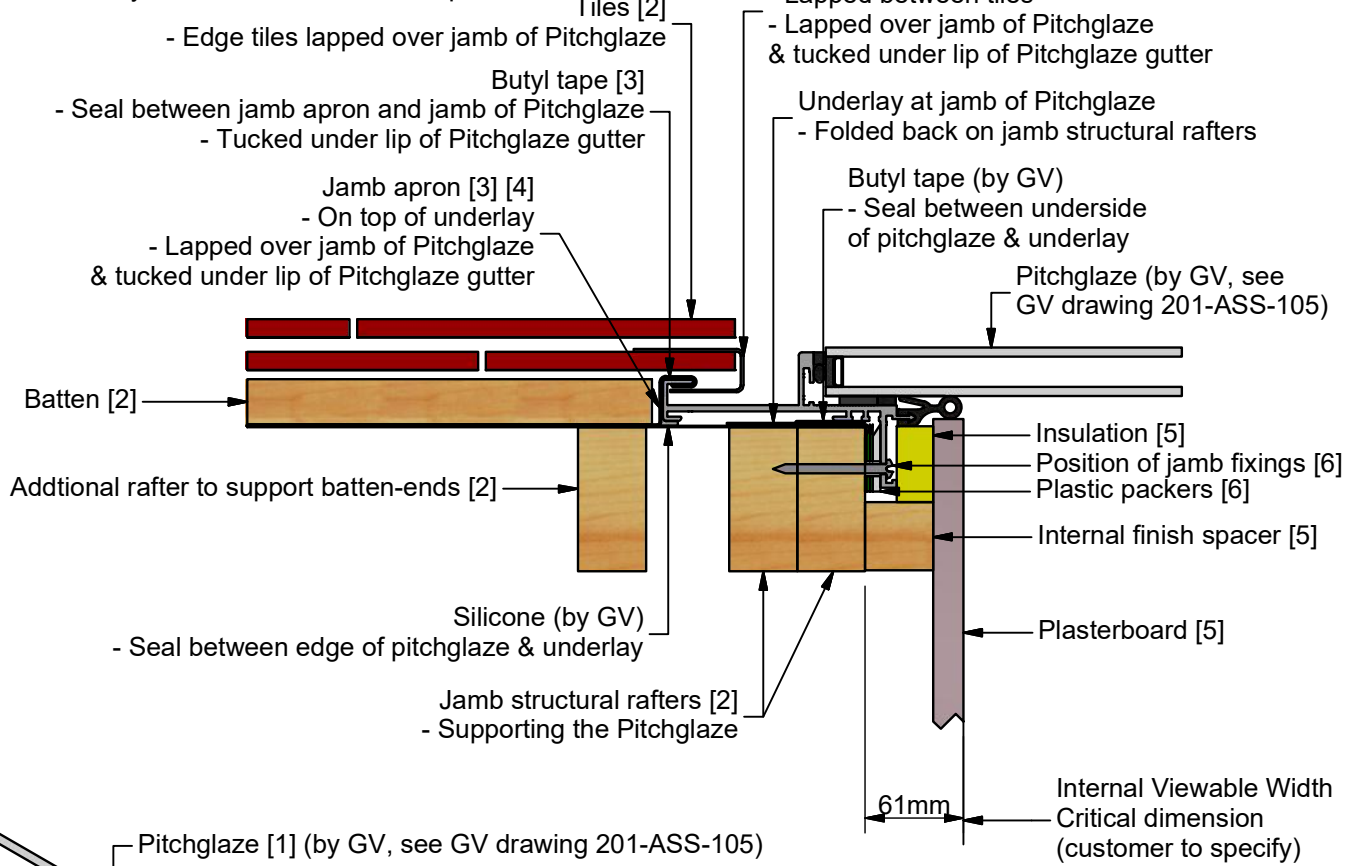
- [1] Example glazing unit: Toughened double glazed unit
 - 6mm HST toughened outer pane
 - 16mm argon-filled cavity, black warm edge spacer
 - 6mm HST toughened soft coat low-E inner
- [2] Example of roofing:
 - Plain tiles at 120mm gauge with double overlap
 - 50 x 30mm battens
 - 4 x 2in rafters and trimmers
- [3] Flashing kit:
 - If specified then supplied by GV
 - Otherwise supplied by others
 - All lead to be code 4 (apx. 1.8mm)
 - All aprons to be of underlay at least 1m wide
 - Consider clipping flashings and soakers down in severe exposures
- [4] Mortar beds are NOT suitable for use with this product
 - In case of damage to the glass, the entire unit is expected to be replaced
- [5] Example of internal finish:
 - Plasterboard spaced away from the rafters/structural trimmers using 2in timber
 - Space between plasterboard and aluminium frame of Pitchglaze insulated
- [6] Fixings:
 - Woodscrews and a selection of plastic packers supplied by GV

Please Note
 These products can be very heavy. GV strongly recommend that a structural engineer is consulted when designing the structure(s) that will support the Pitchglaze and the surrounding roof. The roofing materials & construction shown in these details are presented as an example only. This drawing does not constitute a structural proposal.



Jamb Section

By others unless otherwise specified



Detail A

<p>Saw Mills Road Diss Norfolk IP22 4RG</p> <p>Tel: +44 (0)333 8000 881 Fax: +44 (0)333 8000 882 Email: sales@glazingvision.co.uk Website: www.glazingvision.co.uk</p>	<p>IT IS GLAZING VISION'S POLICY TO CONTINUOUSLY DEVELOP AND IMPROVE OUR PRODUCTS. WE THEREFORE RESERVE THE RIGHT TO MODIFY OR CHANGE THE DETAIL DESIGN AT OUR DISCRETION AND WITHOUT PRIOR NOTICE. THIS DRAWING IS COPYRIGHT AND THE SOLE PROPERTY OF GLAZING VISION LTD. THE DESIGNS/INFORMATION IT CONTAINS ARE PRIVATE AND CONFIDENTIAL. IT MUST NOT BE COPIED, EXHIBITED OR COMMUNICATED TO THIRD PARTIES FOR ANY PURPOSE OTHER THAN THAT FOR WHICH IT WAS ISSUED WITHOUT THE WRITTEN PERMISSION OF GLAZING VISION LTD.</p>	<p>Third angle projection unless otherwise noted. Tolerances: Whole numbers = ±1mm One decimal place = ±0.5mm Two decimal places = ±0.2mm All angles 90±0.5 degrees unless specified IF IN DOUBT - ASK! DO NOT SCALE Supplier to deburr & remove sharp corners</p>	<p>Rev</p>	<p>Revision Description</p>	<p>Drawn/ Date</p>	<p>Product: 201 - GV Standard Pitchglaze MkII Description: Standard Installation GA</p>	<p>Checked By: HL</p>
			<p>-</p>	<p>INITIAL ISSUE</p>	<p>JSL 12/04/2018</p>	<p>Materials: AS SITE HARDWARE LIST</p>	<p>Check Date: 08/11/2018</p>
			<p>A</p>	<p>Difference between structural rafter/trimmer opening and internal viewable opening revised from 65mm</p>	<p>JSL 08/11/2018</p>	<p>Finish: - Weight: N/A Quantity: - Scale: NTS</p>	<p>Drawn By: JSL Drawn Date: 12/04/2018 Drawing No: 201-ASS-102</p>